

## Attracting Purple Martins to Nest in Your Yard!

All martins are cavity nesters and many of their predators do recognize this. Martin housing will become dormant if you do not provide safe, well-kept housing structures. Tasks such as daily nest checks, regular cleaning of your gourds and nesting cavities should be a priority for any new and experienced landlord. The predation of Martins by the Starling makes utilization of a trap and safeguards very important to the success of your colony. You may also want to include a predator guard, like the Lonestar Predator Guard Custom (pictured), to keep snakes, raccoons, and other critters away from your colony.




**SELSPGCU**  
Lonestar Predator Guard Custom

Along with the Starling trap you can also include Starling resistant entrances holes which are made to deter the larger bird from entering the nesting area.



**SE956**  
PMCA Excluder Ultimate Gourd Excluder II Entrance

To help the Martins find your location early morning playing of Dawnsong has shown to aid in occupancy rates and Martin spotting frequency. Daytime Chatter also is calming for incoming Martins looking to find a colony of familiar faces.



**PMCHATCD**

## Replacing Active Martin Housing

The same Martins return each year and may abandon the site if the housing they are used to is gone, or drastically altered. To safely replace a single active house, place the new housing near the housing you plan to remove, and give the Martins an entire season to get used to it. Do not remove the active housing until some of the martins have accepted and bred in the new housing for at least one season. Once Martins have nested in the new housing, you can remove the old house, or put an additional new house in its place. Landlords with several active houses can replace a house between seasons without risk of colony loss.

## Still Want to Learn More?

Ask a store employee to play you the Purple Martin Segment of the "Bird Man Mel's, In Your Own Backyard DVD", or go to our website at [www.birdmanmel.com](http://www.birdmanmel.com).



**StokesPM**



You'll also find these and other great books as part of your Purple Martin Product Section. Whether you're looking for beginner facts on attracting birds, or learning more about specific species, we have books you'll enjoy!

For any other questions or problems you need solved the Purple Martin Conservation Association (PMCA) has your answer! You can find them at [www.PurpleMartin.org](http://www.PurpleMartin.org)

## You can also ask any of our friendly, knowledgeable staff on how you can attract Purple Martins to your yard!

©Reproduction of this information is strictly prohibited without expressed written consent from Gold Crest Distributing.

# Tips for Attracting PURPLE MARTINS



Purple Martins (*Progne subis*) are the largest of the swallow family who have been known to even be seen on radar as large groups take flight. Martins east of the Rocky Mountains solely dependent on human provided housing. Martins started using gourds originally provided by Native Americans as housing dating back to the colonial times. They have shown an affinity to nesting in natural gourds, man-made gourds, and aluminum houses.

Martins will return to the same breeding site year after year so if you have lost your Martins there is a good reason why. Make sure you control sparrows and starling populations in and around your colony. Like many birds, the Purple Martin does have a relatively short time you may enjoy their song each year so preparation is paramount in having a successful season.

# Tips for Attracting **PURPLE MARTINS**

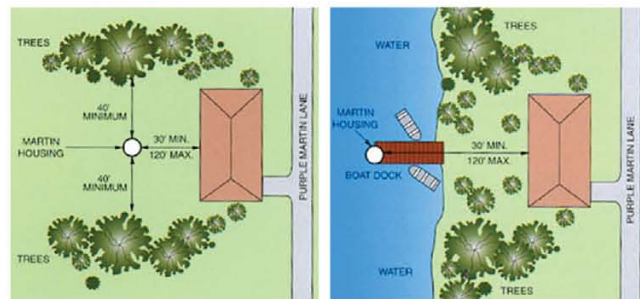
## Migration

- Martins are migratory birds that travel to South America during the winter months leaving a small window for Landlords to attract their prospective tenants, so time is of the essence!
- The map provided below details the arrival of scouts to the areas. Purple Martins will be in the area to settle once scouts are seen for 6-8 weeks.
- Martins travel in groups mainly centralizing in a few locations right before their migration dates then all mainly rendezvous at one spot for final departure.



## Where Should You Put Martin Houses?

Martins have very specific aerial space requirements. Housing should be placed in the center of the most open spot available, about 30-120 feet from human housing. There should be no trees taller than the martin housing within 40 feet, preferably 60 feet. Generally, the farther the housing is placed from trees, the better.



## PMCA® Excluder™ Ultimate Gourds

Songbird Essentials is also proud to introduce the newest addition to our Purple Martin product line!

- Thickest model gourd on the market
- \$.75-\$1.00 from each gourd sold goes to PMCA for Martin preservation and research
- First patented Starling-PROOF entrance hole design!
- Sturdy front and inner porch included with each gourd!



SE953 Round Entrance   SE954 Crescent Entrance   SE955 Modified Excluder Entrance   SE956 Excluder II Entrance

## More Purple Martin Housing Options

Check out our Lonestar aluminum houses that offer:

- Easy interchangeable doors
- Optional removable nest trays
- Fully insulated 6x6x12 inch compartments
- Staggered entrances to reduce dominant behavior in male martins
- Heavy gauge heat resistant aluminum
- Top of the line in Aluminum Martin Houses
- Visit [www.birdmanmel.com](http://www.birdmanmel.com) for videos of our industry-leading porches that allow easy feeding of live mealworms.



Lonestar makes an expandable gourd rack that can hold 16 gourds that fits under your Martin House!



HEATHAH12D

For the birder on a budget try the Aluminum Purple Martin 12 Room setup from Heath.

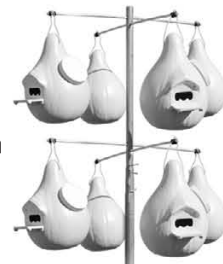
## Problem Solvers

Are Purple Martins not stopping by your yard? Try these Purple Martin decoys (HEATHPMD1) while playing your PMCA Dawnsong CD. It works like a duck call and duck decoy.



Protecting your Martins from owls is important. Some suggest using an owl guard like the one made for the Excluder gourd. (SE957)

Have Martins filled all the gourds available on your gourd rack? Using the Songbird Essentials Starter Gourd Pole (SE968) and Expansion Kit (SE969) will double the size of your pole and double your fun!



You must control sparrows and starlings to have a successful Martin Colony. Use the Songbird Essentials Sparrow and Starling trap (SEST1) to humanely rid your yard of unwanted guests.



## Gifts for the Landlord in Your Life



SE3880066  
Bobbo Bird House

COBANEC400  
Purple Martin Ornament



ELEGANTB735  
Purple Martin Silhouette

