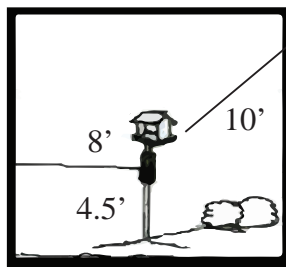
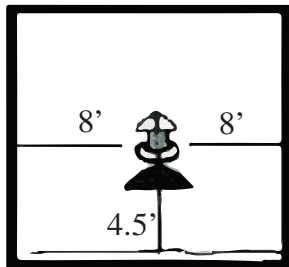
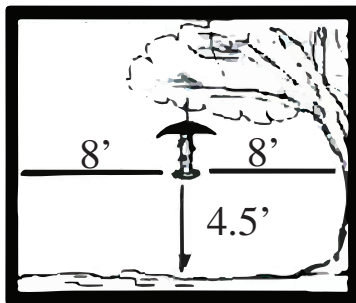


Map Your Strategy

Squirrels are intelligent creatures who know what they want and are determined to get it. If an obstacle stands in their way, they run through the process of trial and error in attempt to overcome the obstacle and get around it. Constantly learning and adapting, these cunning creatures make successful deterrence difficult. Armed with a little knowledge, though, you can increase your success rate.

When protecting either hanging or mounted feeders, ensure you meet the following requirements:

- The feeder should be at least 4½ feet off the ground.
- Ensure the feeder is placed at least 8 feet from objects of equal height where the Squirrel could launch itself straight across.
- Ensure the feeder is placed at least 10 feet from taller objects allowing the Squirrel to jump at a diagonal down towards the feeder.



The More You Know

A battle fought on multiple fronts leads to a higher success rate. When fighting the battle to deter these determined creatures from your bird feeders, you may do much better by offering them provision elsewhere. Consider attracting them to another location, which will free your birds to enjoy their own reserved dining spot.

See Songbird Essentials' Tips for Attracting Squirrels for more information on setting up a separate location for Squirrels to feast.



Want To Know More?

Visit www.SongbirdEssentials.com for information on Detering Squirrels and more!

© Reproduction of this information is strictly prohibited without expressed written consent from Songbird Essentials.



About Detering Squirrels

Squirrel stories are sure to come up when you get any group of bird feeding individuals together. If you want to keep Squirrels from your feeder, most will agree - *Good luck and God bless.*

However, with a little attention to detail in feeder placement, the correct type of feeder, and proper use of accessories, you can minimize Squirrel usage and enjoy feeding your birds.



SESQ84 - Hanging Baffle

SESQ83

Squirrel Resistant Feeders & Food

One great way to deter Squirrels is to use feeders that resist their using them. Offering feeders with a cage around them does just that. You will want to ensure the holes in the cage are small enough that Squirrels cannot get through but large enough that birds can.

Another effective deterring feeder makes use of the Squirrels weight. When the Squirrel jumps or climbs onto the feeder, its weight will cause the feeding ports to close, effectively eliminating its ability to eat from the feeder.

Because birds do not have taste buds, but Squirrels do, offering foods that are spicy to taste is another approach to making feeders less tempting to Squirrels. One taste and they will not return. Popular options are hot suets and additives you can mix into your seed. These additives are nutritional for the birds and spicy for the Squirrels to eat.



BE160- Caged Feeder



SESC109



COLESGCFS16

Deterring Accessories

There are many accessories on the market intended to make it more difficult for Squirrels to reach a feeder, and all devices utilize different methods. Which you use is determined by your preferences and needs.

If you use a pole to hold your feeder, a simple spring around it will help prevent Squirrels from climbing. Each attempt is foiled as the spring brings them right back to the ground.



SEMKSP1 - Squirrel Stopper

Baffles are another great option, of which there are multiple styles: hanging, cone-shaped, and cylindrical. Hanging baffles are truly meant to protect seed and birds from weather. However, they are also effective Squirrel deterrents, as long as they are 1/3 larger in circumference than the feeder they hang above.

Cone-shaped and cylindrical baffles protect feeders from below. They snap onto the pole of a pole mounted feeder directly below the feeder, effectively blocking the Squirrel from climbing any higher. The cylindrical option is too wide for the Squirrel to get its feet around and allows no place for it to grip, while the cone-shaped is simply impossible for it to navigate around.



SESQ86



SESQS88



SESQR87